

Wood 3.0

Basic information

Wood 3.0 modules can be stacked up to 3 floors and comes in fixed size range. All load is carried through the outer walls and corner pillars to the ground or underlying floor. Lower part of the floor is constructed using metal frame together with wood beams, these modules can be used in snow zone 3 (Norway). Wood 3.0 modules comes with crane lifting points preinstalled, forklift pockets are available on request.

Floor

U value = 0,25 / 0,17 (MW/PF)
 PVC Linoleum 2.2 mm, slippery class DS,
 flammability class C-s1
 MDP impregnated 22mm T&G board
 Mineral wool 145 mm or PF insulation 145 mm,
 flammability class A1 / B-s1, d0
 Wooden jibs 45x145, class C24
 OSB board 12mm
 Steel profile 120mm
 Permissible floor load 250 kN/sq.m

Foundation

Simple 6 or 8 point support, no permanent foundation is required

Walls

U value from - 0,36/ 0,24 (MW/PF)
 Decorative, white MDP panel 12mm
 Steam insulating tape 0,2mm, Syeam insulating foil PE
 Mineral wool 150 mm or PF insulation 100mm
 Wooden jibs 45x95mm, class C24
 Wind insulating film
 Ventilation channel 15mm
 Painted wooden decorative planks 20x145 mm

Windows

3 way openable, 1380x1180 mm size, PVC window.
 Windows frame with 6 chambers and 24 mm (4/16/4) glass system
 Frame color white
 $U \leq 1.40$ (W/m2K). Sound reduction R_w -35 dB

Exterior door

Wooden door 890x2080, $U \leq 1$ W/m2K
 Lock ASSA, handle. Key Cylinder is not included.

Interior door

Wooden frame door 890x2090, 40mm thick

Roof

U value - 0,209/ 0,15 (MW/PF)
 Decorative, white MDP panel 12mm
 Steam insulating tape 0,2mm
 Mineral wool 150 mm or PF insulation 145mm
 Wooden jibs 45x145mm, class C24
 Wind insulating film
 Air gap for ventilation 30-70mm
 Wooden jibs 45x30-70mm, class C24
 OSB T&G board 12 mm
 EPDM roofing system
 Permissible snow load 250 kN / sq.m

Electrical instalation

2 stationery outer built in CE 32A sockets, IP 44
 IP44 distribution box on wall
 Circuit breakers: C16A, C16A, C10A
 Circuit leakage breaker 30 mA 40 A
 Light switch 10 AX, white color
 2 double sockets with grounding, 230 V, 16 A, white color
 2 led ceiling lamps, IP 65, clear hood
 Ventilation grills with fan 100m3 /h, 13W, 0.12A, IP X4, 40dB (1m)

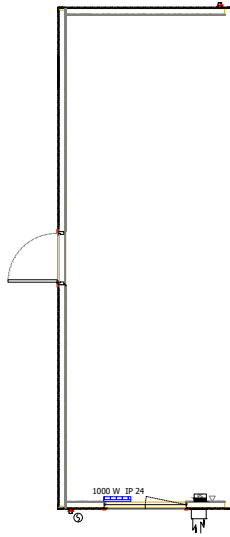
Additional equipment

Exterior doors with the GEZE door closer
 External steel door with PU filling
 Bars on the windows, with the possibility to take it out in case of the fire
 Mini air recuperation system
 Air conditioner - heater (air-to-air heat pump)
 Lighting with motion sensors

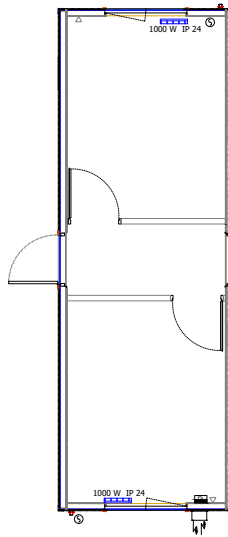
Wood 3.0

Available layouts:

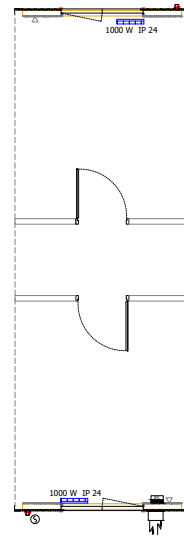
3.01



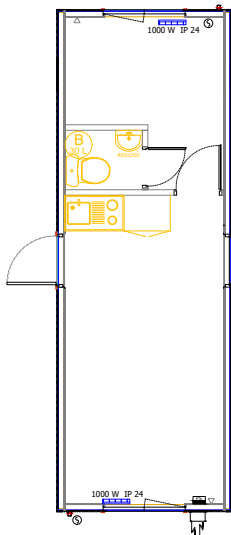
3.03



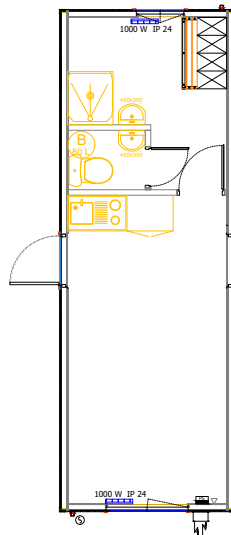
3.02



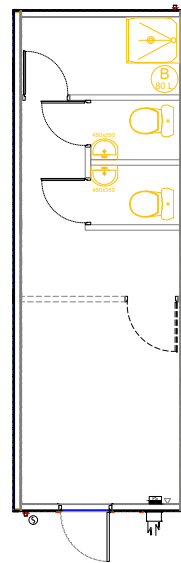
3.04



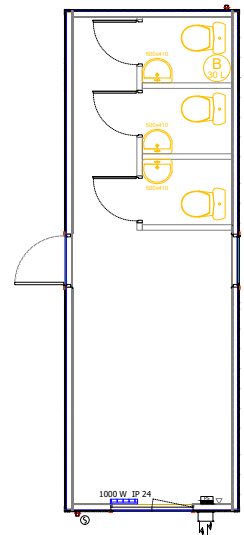
3.05



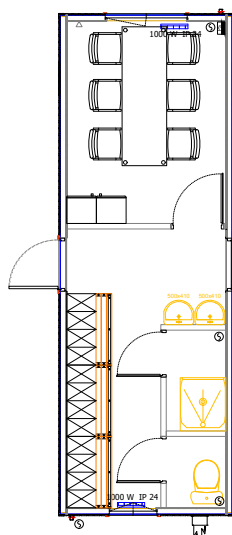
3.06



3.08



3.09



3.10

